

Innovative Investment Service

We manage investment portfolios, helping clients get full value for their money



Open a Free Account



Someone from **Argentina** withdrew
\$25000 .



Click on the box area to open an account with us for free.

First Name*

Evelyn

Last Name*

Baraza

Email Address*

evelyn.baraza@gmail.com

User Name*

Evelynbaraza

Select Country*

United Kingdom

Referral Code

Enter Your Referral Code

Password*

••••••••

Confirm Password*

••••••••



I agree with [Privacy & Policy](#) and [Terms & Condition](#)

CREATE ACCOUNT

Click on the box area after filling the details above.



Welcome Back!

verify your email address by clicking on the link we just emailed to you

RESEND VERIFICATION EMAIL

LOG OUT

Verify your account by clicking on the verification link sent to your registered email.



Please Verify Your Identity

[Submit Now](#)



Hi, Evelyn Baraza

Novice - Level 1



All Wallets in USD

\$0.00

Main Wallet

\$0.00

Profit Wallet

You Earned 0 USD This Week



Deposit



Invest



Withdraw

ALL NAVIGATIONS



After logging in successfully, click on the box area to verify your KYC form



Please Verify Your Identity [Submit Now](#)

KYC

Verification Type



Phone Number

National Identity Number



Click on the verification box the choose phone number option to fill in your phone number. Uploading any other info is Optional.

 Please Verify Your Identity [Submit Now](#)

KYC

Verification Type

Phone Number



Phone Number

1234567890

SUBMIT NOW



Click on the box area after filling in your phone number.

 KYC Pending

KYC

Your Kyc Is Pending



Your KYC status will be pending after submit button in the previous picture. Then click on the box area to take you to the dashboard page while waiting for your KYC to be approved.

 KYC Pending



Hi, Evelyn Baraza

Novice - Level 1



All Wallets in USD

\$0.00

Main Wallet

\$0.00

Profit Wallet

 You Earned 0 USD This Week



Deposit



Invest



Withdraw

ALL NAVIGATIONS



Click on the box arear to fund your main wallet before investing on a plan of your choice.

 KYC Pending

Add Money

DEPOSIT HISTORY

Deposit Method:

Bitcoin

Charge 0 %

Enter Amount:

USD

Minimum 100 USD and Maximum 100000 USD

bc1qpxx073fy8y696juc4ylrajffax8fj738sj45ru



Copy or Scan the wallet address above for the deposit then Input your TXN ID in the box below {OPTIONAL}

Review Details:

Amount

Then select the deposit method by clicking on the box area and type in the amount you want to fund your account in the text box below the Deposit Method.

Charge 0 %

Enter Amount:

100

USD


Minimum 100 USD and Maximum 100000 USD

bc1qpxx073fy8y696juc4ylrajffax8fj738sja5nu



Copy or Scan the wallet address above for the deposit then Input your TXN ID in the box below {OPTIONAL}

Review Details:

Amount	100 USD
Charge	0 USD
Deposit Method	
Total	100 USD

DEPOSITED »



Then click on the white box area after making deposit by scanning the company's wallet address QR Code or copying the wallet address in the green box above.

 KYC Pending

Add Money

DEPOSIT HISTORY



\$ 100 Deposit Pending

Your deposit will automatically be approved when transaction has been detected.

Transaction ID: TRXOBBNHZNANM



+ DEPOSIT AGAIN



The Deposit is pending which will be approved immediately your deposit has been detected. Then you go to the dashboard page by clicking on the box area to invest on your choice of investment plans.

 KYC Pending



Hi, Evelyn Baraza

Novice - Level 1




All Wallets in USD

\$100.00

Main Wallet

\$0.00

Profit Wallet

 You Earned 0 USD This Week



Deposit



Invest



Withdraw

ALL NAVIGATIONS



You can see that our deposit of \$100 has been approved which is being displayed in the green box area, Then click on the white box area to invest on any plan

Investment Plans



Starter

Hour 0.21%

Investment

\$100-\$2099

Capital Back

Yes

Investment Mode

Period

Duration

730 Hours

Profit Withdraw

Anytime

Cancel

Within 59 Minute

* No Profit Holidays

✓ INVEST NOW



Then on the white box area to invest on starter plan where the amount range that can be invested is from \$100 to \$2099 as indicated in red box area

Minimum 100 USD - Maximum 209 USD

100

USD

Main Wallet (100 USD)

Main Wallet (100 USD)

Profit Wallet (0 USD)

Direct Gateway

72 Hours

Yes



Input the amount you are investing in the red box area then select where you are investing from. As you can see, i only have funds in my Main Wallet so i am selecting Main Wallet out of other options as indicated in white box area.

KYC Pending

Review and Confirm Investment

Starter

No

Minimum 100 USD - Maximum 209 USD

100

USD

Main Wallet (100 USD)

Rate: 0.21% (Hour)

72 Hours

Yes

100 USD

✓ INVEST NOW

⊘ CANCEL



Then select the Invest button as indicated in the white box area to process your investment

 KYC Pending

All Invested Schemas

Show entries

Search:

ICON



SCHEMA



Starter → \$100

Jan 25 2024 04:03

[Cancel Now](#)



Starter → \$100

Jan 25 2024 04:02



Success

Successfully Investment

After clicking the invest button in the previous picture guide, you get a success pop up message as indicated in the white box area and the plan invested on automatically starts generating profits every hour for three days according to the plan details.



Hi, Evelyn Baraza
Novice - Level 1



All Wallets in USD

\$100.00

Main Wallet

\$15.12.12

Profit Wallet

You Earned 15.12 USD This Week



Deposit



Invest



Withdraw

ALL NAVIGATIONS



Plans



Investment



Transactions



Deposit



Deposit Log



Wallet Exch.



After receiving a mail from the company notifying you that your investment has finished generating, you can login to your user panel and see where your profits is indicated in the yellow box area. Then the next step is to click on the white box area to transfer your profits to your Main Wallet

Wallet Exchange

From Wallet:

Profit Wallet (15.12 USD)

Enter Amount:

15.11

USD

Charge 0.05 %

To Wallet:

Main Wallet (100 USD)

Review Details:

Amount	15.11 USD
Charge	0.01 USD
Total	15.12 USD

PROCEED TO EXCHANGE >>



Then Input the amount that you are transferring from Profit Wallet to Main Wallet then click on the box area to proceed with the transfer

Wallet Exchange



**\$15.11 Exchange Wallet
Money Successfully**

Profit to Main Wallet Exchanged

Transaction ID: TRXIDEB2YL19E



+ EXCHANGE WALLET MONEY
AGAIN



After transferring the profits to Main Wallet then click on the box area to go to the Dashboard page to withdraw all funds.



Hi, Evelyn Baraza

Novice - Level 1



All Wallets in USD

\$115.11

Main Wallet

\$0.00

Profit Wallet

You Earned 15.12 USD This Week



Deposit



Invest



Withdraw

ALL NAVIGATIONS



you can see the funds in the the Profit Wallet have benn transfered to Main Wallet as indicated in the yellow box area then click on the white box area to withdraw

Withdraw Money

WITHDRAW ACCOUNT

Withdraw Account

Withdraw Method



Amount

Enter Amount

Withdraw Details

Withdraw Amount

USD

WITHDRAW MONEY »



Click on the button indicated in the yellow box to add your receiving wallet

Withdraw Money

WITHDRAW ACCOUNT

Withdraw Account

Withdraw Method



Withdraw Method

Bitcoin-Btc

Ethereum-Eth

Withdraw Details

Withdraw Amount

USD

WITHDRAW MONEY »



Then select the withdraw option that you made deposit with as indicated in the yellow box area

Withdraw Money

WITHDRAW ACCOUNT

Withdraw Account

Withdraw Method



Amount

Enter Amount

Withdraw Details

Withdraw Amount

USD

WITHDRAW MONEY »



Click the button in the yellow box area to add your withdrawal wallet address if you have not done that before Or skip if you have a withdraw account set up already

Add New Withdraw
Account

WITHDRAW
ACCOUNT

Choose Method:

Bitcoin (Manual) 

Select Method

Bitcoin (Manual)

Ethereum (Manual)


Wallet Address

ADD NEW WITHDRAW ACCOUNT >>



Select the withdraw method option as indicated in the yellow box area and fill in the necessary details required. Skip if you already have a withdraw account set up already

Choose Method:

Bitcoin (Manual) 

Method Name:

Bitcoin-Btc 2

Wallet Address

.joeiiyyevvebeijebbejkeuuhehbjjehheve

ADD NEW WITHDRAW ACCOUNT »



then click the button in the white box area. i renamed the method name because i have a withdraw account set up already

Withdraw Account

ADD NEW



Bitcoin-Btc

Btc Account



Ethereum-Eth

Eth Account



Bitcoin-Btc 2

Btc Account



Success

Successfully Withdraw Account
Created

Then a success pop message has indicated in the yellow box area is displayed notifying you that the receiving wallet address has been created

Withdraw Account

ADD NEW



Bitcoin-Btc

Btc Account



Ethereum-Eth

Eth Account



Bitcoin-Btc 2

Btc Account



Then click on the dashboard button as indicated in the white box



Hi, Evelyn Baraza
Novice - Level 1



All Wallets in USD

\$115.11

Main Wallet

\$0.00

Profit Wallet

You Earned 15.12 USD This Week



Deposit



Invest



Withdraw

ALL NAVIGATIONS



Then click the withdraw button as indicated in the white box

Withdraw Money

WITHDRAW ACCOUNT

Withdraw Account

Withdraw Method



Withdraw Method

Bitcoin-Btc

Ethereum-Eth

Bitcoin-Btc 2

Withdraw Amount

USD

WITHDRAW MONEY »



Then select any of your created receiving wallet method as indicated in in the yellow box area.

Withdraw Money

WITHDRAW ACCOUNT

Withdraw Account

Bitcoin-Btc 2

Processing Time: 30minute

Amount

115.11

Minimum 100 USD and Maximum unlimited USD

Withdraw Details

Withdraw Amount 115.11 USD

Withdraw Fee 0 USD

Withdraw Account Bitcoin-Btc 2

Wallet Address Bahheuuoeiieyyevvebeijet

WITHDRAW MONEY »



Then click the withdraw money button as indicated in the white box area after typing the amount you want to withdraw.

Withdraw Money

WITHDRAW REQUEST



\$115.11 Withdraw Request Successful

Your Withdrawal is currently Processing to your registered wallet address.

Please be Patient

Transaction ID: TRXBJ0ZYMFGWW

+ WITHDRAW AGAIN



Then you get to this page after clicking Withdraw Money button in the previous picture guide. your Withdraw will be processed automatically within 30